

Persuasive Map

Who should I try to persuade?

GREETING

My opinion about (I deserve...):

INTRODUCTION

1.

2.

2.

3.

Did you do your homework??!!
Green check for YES
Red X for NO

INTRODUCTION

BODY

One last plea (Ex. make a promise/deal):

CONCLUSION




Student Expectations...

Being part of this “school” is awesome! How can YOU make this ocean even more awesome??



=



✓I will BE HERE! **respond** when my name is called, use **polling tools** , **complete classwork**, **notes**, and **chat** to participate!

✓I will **choose my attitude!**

✓I will **demonstrate respect** and **follow directions** for my classmates and teachers to help **make their day!**

✓I will have **fun** learning!



EVERYONE needs a working mic. Call 1-866-K12-care if it's not working. Let's get it fixed!



Whiteboard Tools

Teacher Key:



Know It Notes



Chat Box



Polling Tools



Free for all MIC

Welcome to the Coffee Room



Move yourself back when you are ready to
participate. 😊

If you are having tech issues please call k12:
866-512-2273

Language Skills: GUM – Unit 14

****OTHER USES of CAPITAL LETTERS**** - L425 - L426

****Proper Adjectives** – formed from proper nouns.

Ex: Egypt → **Egyptian** pyramids

Ex: Mexico → **Mexican** food

TRY ONE !! What's wrong?

1. british explorers

2. european nations

3. Use the following proper adjective in a sentence: **American**



Persuasive Writing

Language Skills: Composition Unit 4

How convincing are you?



Standards, Objectives and Essential Questions

W.5.1 Write opinion pieces on topics or texts, supporting a point of view with reasons and information.

W.5.5 With guidance and support from peers and adults, develop and strengthen writing as needed by planning, revising, editing, rewriting, or trying a new approach.

SL.5.4 Report on a topic or text or present an opinion, sequencing ideas logically and using appropriate facts and relevant, descriptive details to support main ideas or themes; speak clearly at an understandable pace.

Objectives: The student will be able to identify elements of a persuasive writing piece.

The student will write a persuasive essay.

Essential Question:

What is a persuasive writing piece?

What elements should be included in a persuasive essay?

Let's Review



What is
Persuasive
Writing??

Why do we do
this style of
writing??

Persuasive Map

Who should I try to persuade?

Mom

GREETING

My opinion statement (I deserve...):

I deserve an iPod Touch for my birthday.

INTRODUCTION

Two reasons I want this:

1. The games you can download on them are educational. They would help me to learn or review important skills.
2. An iPod Touch would also be a great way for me to contact you through a text message when I am not with you.

INTRODUCTION

Three reasons I deserve this:

1. I have proven that I can be responsible by taking good care of my toys. I always put them away when I am done playing with them.
2. I have been very helpful around the house and have been doing all of the chores that you've given me.
3. I am doing very well in school. I always do my homework and I try to do my very best every day!

BODY

One last plea (Ex. make a promise/deal):

If I got an iPod Touch, I would be the happiest kid in the entire world.

CONCLUSION



Persuasive Argument Writing Assignment

Write a persuasive essay in letter format to someone. Your essay should be at least five paragraphs about your chosen topic. Remember to state why you would want or deserve this topic. Explain why you have decided this. Explain the benefits of this resource over the others, but acknowledge differing opinions.

You will submit this in Study Island NO LATER THAN MARCH 27th. Any later than that and I cannot guarantee it will be graded by the time Quarter 3 ends a week later.

- a. ALL REPORTS must include at least 5 paragraphs: 1 introduction paragraph, 3 body paragraphs, and 1 concluding paragraph.
- b. Write a cohesive argument of at least three paragraphs in the letter.
- c. Take a stand on your topic.
- d. Organize your essay in order of importance or logical order.
- e. Use relevant evidence from the texts you have read as well as your own ideas to introduce your claim and acknowledge alternate or opposing claims.
- f. Use appropriate transitions between sentences and paragraphs to create cohesion and clarify the relationships among ideas and concepts.
- g. Use precise language to explain your stand.
- h. Provide a strong concluding statement to your essay.

Topics you can choose from: If you have an idea for another topic, please check with your teacher to get approval

1. You deserve an Ipad
2. You should have off every Friday from School
3. You should get paid for good grades
4. You should play a sport
5. You should get to go to an amusement park this summer

Persuasive Writing

BEE clear about your purpose...

Why are you writing?

To support a cause?


To get people's attention?

To convince someone to do or not do something?

Provoke a change?


Generate interest in something?

What was the purpose of the papers I just read to you?



Persuasive Writing Tips – Don'ts

- **DON'T** Begin with “I am going to tell you” or “This is about”
- **DON'T** Use threats like “you should” or “you better”
- **DON'T** Use a lot of negative words
- **DON'T BEE** too wordy



Persuasive Writing Tips – Do's

- Try to use “we” instead of “I” or “you”
- Mix facts with your opinions (limit opinions)
- Use a “hook” to grab your reader’s attention
- Use many examples wherever you can
- Be organized and specific
- Use adjectives and robust vocabulary
- Use mature language
- Consider your audience – who will read/hear this?
- Final paragraph/statement should be powerful!



**In what ways did the papers I read to
you use these techniques?**

Quick Check

- Beginning with “I’m going to tell you” is a proper way to begin a Persuasive Writing Essay?




Persuasive Writing Tips – Do's

What is a hook?!

A hook is named for its ability to catch the reader's attention and make the reader want to read on. Stories, news articles, and especially essays should begin with good hooks because a writer is often judged within the first couple of sentences.

A hook can be...

- a shocking statement
- a quote
- a strongly stated fact
- a funny/humorous statement or anecdote
- a whimsical question or thought provoker



Quick Check

- Using “I” statements is incorrect when writing a Persuasive Essay?



Persuasive Writing Tips – Do's

What is mature language?!



You will be taken more seriously if you use language that is mature and sophisticated. This tip goes hand-in-hand with using facts. Stating facts makes your writing seem well thought-out and organized as well as well-researched. Remember, no one wants to side with someone who is yelling, whining, or complaining at them!

BEE confident

BEE professional

BEE calm and assertive

Use words that sound wise

And BEEyond your years....

“Additionally” “Take into consideration”



First/Intro Paragraph

- Grab your readers attention with an interesting beginning such as a startling statistic, quotation, a question, or a story.
- Include a clear opinion statement so your audience knows your position.
- Make sure you have a personal hook in your story.
- Acknowledges the audience



Example-First/Intro Paragraph

Start with a story



Dear Merced Sun-Star

As I approached adolescence I had high hopes for the good grades I would get and the fun I would have in school. My school started at 7:40 AM, which seemed early to me, but I felt I could handle it. Of course, at 13, you think you can handle anything. School began okay, but I found myself being very sleeping in the morning. I worked very hard to go to sleep early, but it just seemed like my mind didn't turn off until midnight. As the days went on, I found myself becoming grumpier and grumpier in the morning. My grades began to suffer, especially in my morning classes. I became depressed and my hopes of enjoying school and good grades and fun were gone. I no longer felt successful or smart. **School should not start until later in the morning for adolescents.**

Introduction

Draft your introductory paragraph.

I deserve an iPod Touch for my birthday. I want an iPod Touch because the games you can download on them are not only fun, but educational too. They would help me to learn or review important skills. An iPod Touch would also be a great way for me to contact you through a text message when I am not with you.

Introduction

Draft your *introductory paragraph*.

A large rectangular writing area with a light blue border and a pink dashed outline. Inside, there are ten horizontal lines for writing.

Homework

- **WHAT DO I DO NOW?**
 - Complete your **First/Intro Paragraph** by tomorrow.
 - Check List of what should be completed by Close of School **Thursday 3/12/15**
 1. Persuasive Graphic Organizer: completed
 2. First Paragraph completed and in Study Island.
- **Continue completing GUM OLS Units 11-14**
- **Extension:** Students are encouraged to go to the following website to learn more about writing a persuasive essay.
- <http://www.time4writing.com/writing-resources/writing-resourcespersuasive-essay/>