

Introduction

Draft your *introductory paragraph*.


Did you do your
homework??!
Green check for YES
Red X for NO

Student Expectations...

Being part of this “school” is awesome! How can YOU make this ocean even more awesome??



=



- ✓ I will BE HERE! **respond** when my name is called, use **polling tools**, **complete classwork**, **notes**, and **chat** to participate!
- ✓ I will **choose my attitude!**
- ✓ I will **demonstrate respect** and **follow directions** for my classmates and teachers to help **make their day!**
- ✓ I will have **fun** learning!



EVERYONE needs a working mic. Call 1-866-K12-care if it's not working. Let's get it fixed!



Whiteboard Tools

Teacher Key:



Know It Notes



Chat Box



Polling Tools



Free for all MIC

Welcome to the Coffee Room



Move yourself back when you are ready to
participate. 😊

If you are having tech issues please call k12:
866-512-2273

Language Skills: GUM – Unit 14

OTHER USES of CAPITAL LETTERS- L426 - L427

**Titles – certain titles are capitalized

1. **Titles Used with Names of People** – showing office, rank, or profession when it comes **before** a person's name.

Ex: Can **Captain** Morris speak to us? YES

James Morris is a **captain** in the Navy. NO



TRY ONE!! WHAT'S WRONG??

1. I met admiral Jackson today.

2. My grandfather was an Admiral in the Navy.

Persuasive Writing

Language Skills: Composition Unit 4

How convincing are you?



Standards, Objectives and Essential Questions

W.5.1 Write opinion pieces on topics or texts, supporting a point of view with reasons and information.

W.5.5 With guidance and support from peers and adults, develop and strengthen writing as needed by planning, revising, editing, rewriting, or trying a new approach.

SL.5.4 Report on a topic or text or present an opinion, sequencing ideas logically and using appropriate facts and relevant, descriptive details to support main ideas or themes; speak clearly at an understandable pace.

Objectives: The student will be able to identify elements of a persuasive writing piece.

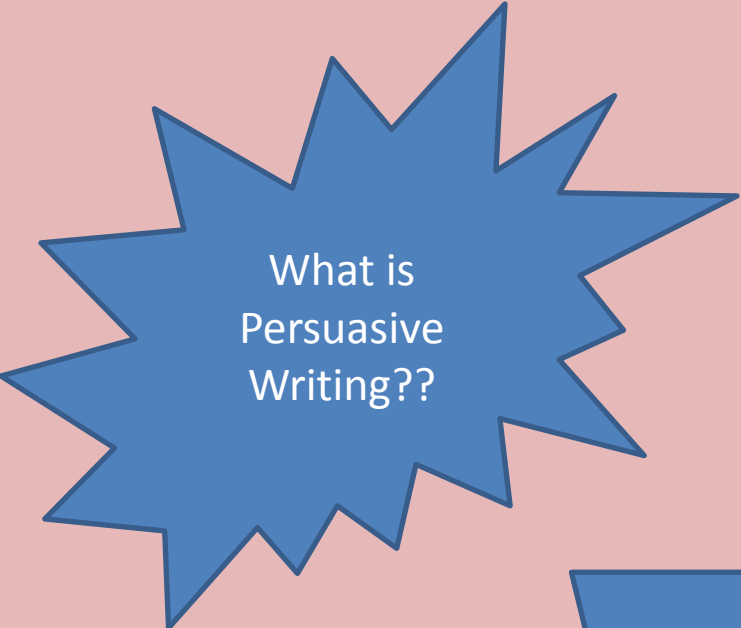
The student will write a persuasive essay.

Essential Question:

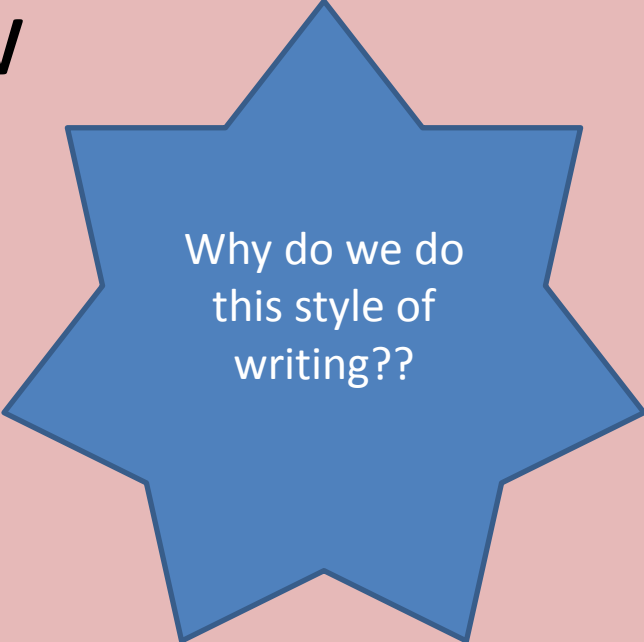
What is a persuasive writing piece?

What elements should be included in a persuasive essay?

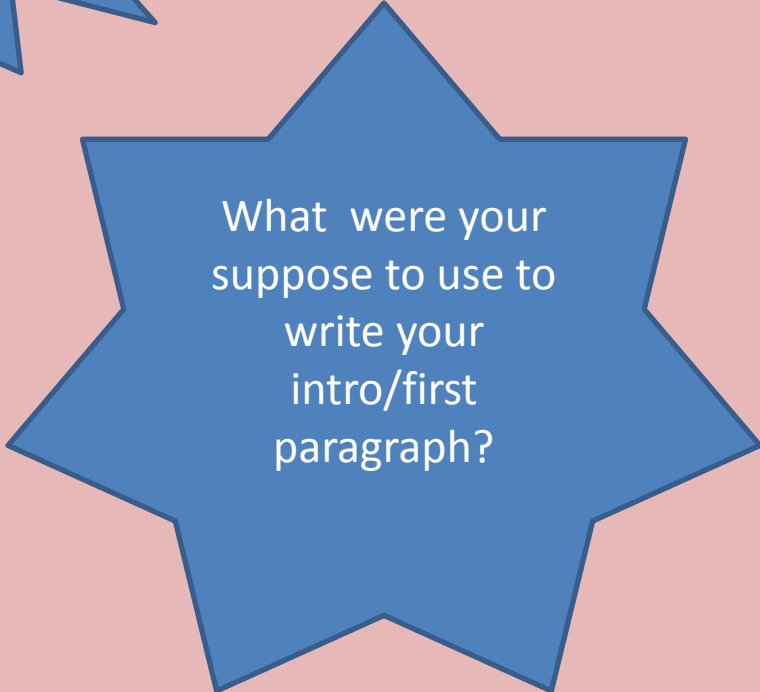
Let's Review



What is
Persuasive
Writing??



Why do we do
this style of
writing??



What were your
suppose to use to
write your
intro/first
paragraph?

First/Intro Paragraph

- Grab your readers attention with an interesting beginning such as a startling statistic, quotation, a question, or a story.
- Include a clear opinion statement so your audience knows your position.
- Make sure you have a personal hook in your story.
- Acknowledges the audience




Persuasive Writing Tips – Do's

What is a hook?!

A hook is named for its ability to catch the reader's attention and make the reader want to read on. Stories, news articles, and especially essays should begin with good hooks because a writer is often judged within the first couple of sentences.

A hook can be...

- a shocking statement
- a quote
- a strongly stated fact
- a funny/humorous statement or anecdote
- a whimsical question or thought provoker



Introduction

Draft your introductory paragraph.

Dear Mother and Father,

Steve Jobs, the creator of Apple, had this to say about the iPod. "If there was ever a product that catalyzed what's Apple's reason for being, it's this. Because it combines Apple's incredible technology base with Apple's legendary ease of use with Apple's awesome design, it's like, this is what we do. So if anybody was ever wondering why is Apple on the earth, I would hold this up as a good example." I deserve an iPod Touch for my birthday. I want an iPod Touch because the games you can download on them are not only fun, but educational too. They would help me to learn or review important skills. An iPod Touch would also be a great way for me to contact you through a text message when I am not with you.

Introduction

Write your *introductory paragraph*.

A large rectangular writing area with a white background, a black border, and a light blue outer border. It contains ten horizontal lines for writing.

Body of your Paper

- Each body paragraph presents one of your reasons that supports your opinion statement.
- Each paragraph provides support of the reason through examples, facts, explanation, or experience.
- Students add counterarguments to their writing.
- Each paragraph uses transition words to guide reader through the essay.

Persuasive Writing

Step 2: Body

Hook/Intro (1 para) **Body** (2-3 para) **Conclusion** (1 para)



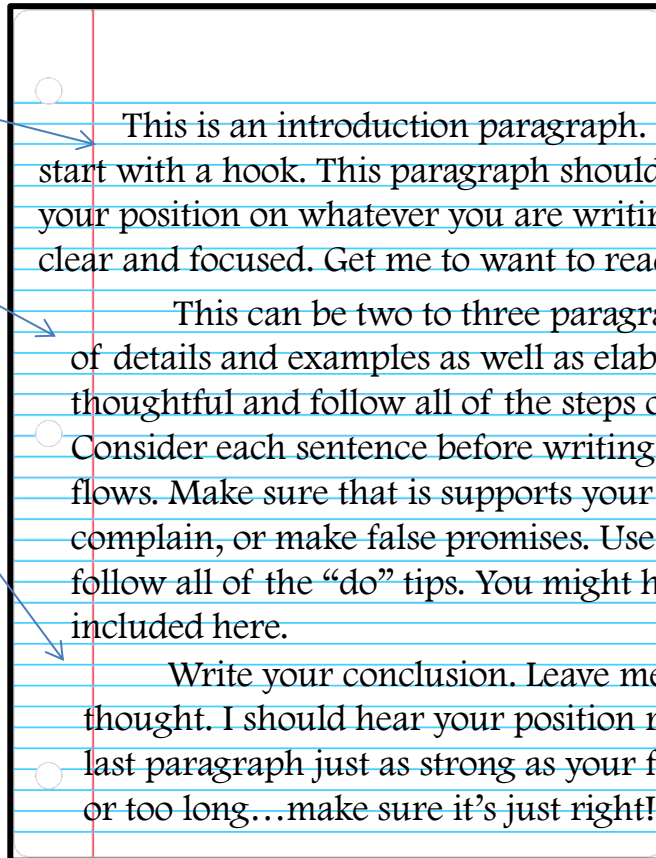
Transition Word	Transition word/phrase	Transition
Major Point/example	Major Point/example	Major Point/example
detail	detail	detail
Detail	detail	More detail
Another detail	More detail	Additional info



Persuasive Writing

Step 2: Body

Hook/Intro (1 para) **Body** (2-3 para) **Conclusion** (1 para)



The "body" area can be made into 1, 2, or 3 paragraphs.



Persuasive Map

Who should I try to persuade?

Mom

GREETING

My opinion statement (I deserve...):

I deserve an iPod Touch for my birthday.

INTRODUCTION

Two reasons I want this:

1. The games you can download on them are educational. They would help me to learn or review important skills.
2. An iPod Touch would also be a great way for me to contact you through a text message when I am not with you.

INTRODUCTION

Three reasons I deserve this:

1. I have proven that I can be responsible by taking good care of my toys. I always put them away when I am done playing with them.
2. I have been very helpful around the house and have been doing all of the chores that you've given me.
3. I am doing very well in school. I always do my homework and I try to do my very best every day!

BODY

One last plea (Ex. make a promise/deal):

If I got an iPod Touch, I would be the happiest kid in the entire world.

CONCLUSION




Body

Draft your body paragraph.

I deserve an iPod Touch for three reasons. First of all, we as kids can be quite careless sometimes when it comes to playing with toys. Where we are more careless is just letting the toys just lay around our bedrooms, the living room, playroom, or the house in general. I believe I have proven that I can be responsible by taking good care of my toys. I always put them away when I am done playing with them and make sure they are put away in a nice, orderly fashion.

Persuasive Writing Tips – Don'ts

- **DON'T** Begin with “I am going to tell you” or “This is about”
- **DON'T** Use threats like “you should” or “you better”
- **DON'T** Use a lot of negative words
- **DON'T BEE** too wordy



Persuasive Writing Tips – Do's

- Try to use “we” instead of “I” or “you”
- Mix facts with your opinions (limit opinions)
- Use a “hook” to grab your reader’s attention
- Use many examples wherever you can
- Be organized and specific
- Use adjectives and robust vocabulary
- Use mature language
- Consider your audience – who will read/hear this?
- Final paragraph/statement should be powerful!



**In what ways did the papers I read to
you use these techniques?**

Persuasive Writing Tips – Do's

What is mature language?!



You will be taken more seriously if you use language that is mature and sophisticated. This tip goes hand-in-hand with using facts. Stating facts makes your writing seem well thought-out and organized as well as well-researched. Remember, no one wants to side with someone who is yelling, whining, or complaining at them!

BEE confident

BEE professional

BEE calm and assertive

Use words that sound wise

And BEEyond your years....



“Additionally” “Take into consid



Body

Draft your *body paragraph*.

A large rectangular writing area with a light blue border and a pink dashed outline. Inside, there are ten horizontal lines for writing.

- ALL_6th Grade 
- Period 2 Math Assignments 
- English A Period 4 

Get
Exp:
infor



Unit 15: Persuasive Argument Writing Assignment

Due: Fri, Mar 27, 2015 (end of day)



Save




Turn in Composition



Print



Exit



YOUR WRITING GOES IN HERE 😊

MAKE SURE TO **SAVE** IT. DO NOT TURN IT IN YET!!

Homework

- **WHAT DO I DO NOW?**

- Complete your **Body Paragraphs (2-3)** by tomorrow.

- Check List of what should be completed by Close of School **Friday 3/13/15**

1. Persuasive Graphic Organizer: completed

2. First Paragraph completed in Graph Organizer (rough draft), and then **SAVED** in Study Island.

3. Body Paragraphs completed in Graph Organizer (rough draft), and then **SAVED** in Study Island.

- **Continue completing GUM OLS Units 11-14**

- **Extension:** Students are encouraged to go to the following website to learn more *on revising a persuasive essay!*

- <http://www.slideshare.net/lhuff/persuasive-essay-peer-revision>