

Body

Draft your *body paragraph*.


Did you do your homework??!!
Green check for YES
Red X for NO

Student Expectations...

Being part of this “school” is awesome! How can YOU make this ocean even more awesome??



=



- ✓ I will BE HERE! **respond** when my name is called, use **polling tools**, **complete classwork**, **notes**, and **chat** to participate!
- ✓ I will **choose my attitude!**
- ✓ I will **demonstrate respect** and **follow directions** for my classmates and teachers to help **make their day!**
- ✓ I will have **fun** learning!



EVERYONE needs a working mic. Call 1-866-K12-care if it's not working. Let's get it fixed!



Whiteboard Tools

Teacher Key:



Know It Notes



Chat Box



Polling Tools



Free for all MIC

Welcome to the Coffee Room



Move yourself back when you are ready to
participate. 😊

If you are having tech issues please call k12:
866-512-2273

Language Skills: GUM – Unit 14

****OTHER USES of CAPITAL LETTERS**** - L427- L428

****Titles** – certain titles are capitalized

2. Titles Used in Direct Address– a noun of direct address is used to call someone by name. Capitalize a title used alone in direct address.

Ex: **DIRECT ADDRESS**– Do you know the governor, **Doctor**?

NOT D.A. – I asked the **doctor** if he knew the **governor**.

TRY ONE!! WHAT'S WRONG??

1. Excuse me, governor, do you know ms. Smith.
2. The Principal and my Teacher have a meeting today.



Persuasive Writing

Language Skills: Composition Unit 4

How convincing are you?



Standards, Objectives and Essential Questions

W.5.1 Write opinion pieces on topics or texts, supporting a point of view with reasons and information.

W.5.5 With guidance and support from peers and adults, develop and strengthen writing as needed by planning, revising, editing, rewriting, or trying a new approach.

SL.5.4 Report on a topic or text or present an opinion, sequencing ideas logically and using appropriate facts and relevant, descriptive details to support main ideas or themes; speak clearly at an understandable pace.

Objectives: The student will be able to identify elements of a persuasive writing piece.

The student will write a persuasive essay.

Essential Question:

What is a persuasive writing piece?

What elements should be included in a persuasive essay?

Let's Review

What is
Persuasive
Writing??

What parts did
you look at on
your organizer
for your Body??

What part of
the
organizer did
you look at
for your
intro?

What are the
three parts to
a paper?


Persuasive Writing Tips – Do's

What is a hook?!

A hook is named for its ability to catch the reader's attention and make the reader want to read on. Stories, news articles, and especially essays should begin with good hooks because a writer is often judged within the first couple of sentences.


A hook can be...

- a shocking statement
- a quote
- a strongly stated fact
- a funny/humorous statement or anecdote
- a whimsical question or thought provoker



Persuasive Writing Tips – Don'ts

- **DON'T** Begin with “I am going to tell you” or “This is about”
- **DON'T** Use threats like “you should” or “you better”
- **DON'T** Use a lot of negative words
- **DON'T BEE** too wordy



Persuasive Writing Tips – Do's

- Try to use “we” instead of “I” or “you”
- Mix facts with your opinions (limit opinions)
- Use a “hook” to grab your reader’s attention
- Use many examples wherever you can
- Be organized and specific
- Use adjectives and robust vocabulary
- Use mature language
- Consider your audience – who will read/hear this?
- Final paragraph/statement should be powerful!



**In what ways did the papers I read to
you use these techniques?**

Persuasive Writing Tips – Do's

What is mature language?!

You will be taken more seriously if you use language that is mature and sophisticated. This tip goes hand-in-hand with using facts. Stating facts makes your writing seem well thought-out and organized as well as well-researched. Remember, no one wants to side with someone who is yelling, whining, or complaining at them!

BEE confident

BEE professional

BEE calm and assertive

Use words that sound wise

And BEEyond your years....

“Additionally” “Take into consideration”



Introduction

Draft your introductory paragraph.



Dear Mother and Father,

Steve Jobs, the creator of Apple, had this to say about the iPod. "If there was ever a product that catalyzed what's Apple's reason for being, it's this. Because it combines Apple's incredible technology base with Apple's legendary ease of use with Apple's awesome design, it's like, this is what we do. So if anybody was ever wondering why is Apple on the earth, I would hold this up as a good example." I deserve an iPod Touch for my birthday. I want an iPod Touch because the games you can download on them are not only fun, but educational too. They would help me to learn or review important skills. An iPod Touch would also be a great way for me to contact you through a text message when I am not with you.

Body

Draft your body paragraph.

I deserve an iPod Touch for three reasons. First of all, we as kids can be quite careless sometimes when it comes to playing with toys. Where we are more careless is just letting the toys just lay around our bedrooms, the living room, playroom, or the house in general. I believe I have proven that I can be responsible by taking good care of my toys. I always put them away when I am done playing with them and make sure they are put away in a nice, orderly fashion.

Body

Draft your *body* paragraph.

A large rectangular writing area with a light blue border and a pink dashed outline. Inside, there are ten horizontal black lines for writing.

Persuasive Map

Who should I try to persuade?

Mom

GREETING

My opinion statement (I deserve...):

I deserve an iPod Touch for my birthday.

INTRODUCTION

Two reasons I want this:

1. The games you can download on them are educational. They would help me to learn or review important skills.
2. An iPod Touch would also be a great way for me to contact you through a text message when I am not with you.

INTRODUCTION

Three reasons I deserve this:

1. I have proven that I can be responsible by taking good care of my toys. I always put them away when I am done playing with them.
2. I have been very helpful around the house and have been doing all of the chores that you've given me.
3. I am doing very well in school. I always do my homework and I try to do my very best every day!

BODY

One last plea (Ex. make a promise/deal):

If I got an iPod Touch, I would be the happiest kid in the entire world.

CONCLUSION



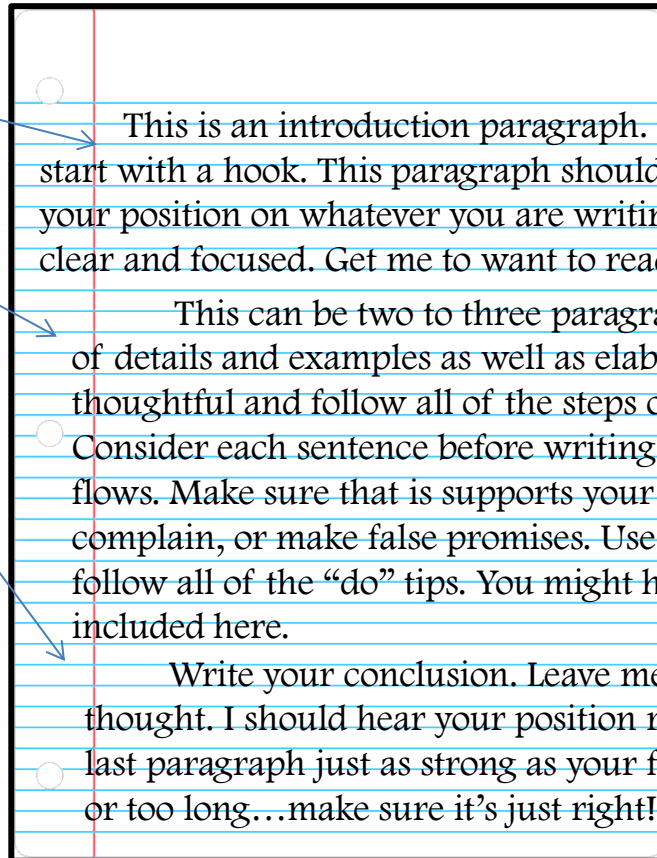
Conclusion Paragraph

- Wrap-up Sentence that restates your opinion
- Ends with Personal/Feeling Sentence, Question or Exclamation(closing with a punch!), or call to action.

Persuasive Writing

Step 2: Body

Hook/Intro (1 para) **Body** (2-3 para) **Conclusion** (1 para)



The "body" area can be made into 1, 2, or 3 paragraphs.



Conclusion

Draft your *conclusion*, or final paragraph.





In closing, we both know that the iPod Touch can be a little pricy and possibly break someone's wallet. However, as you can tell from the reasons I've given, I deserve to get an iPod Touch for my birthday. If I got this great gift for my birthday, I would be the **happiest** kid in the entire world and be extremely appreciative! Please, Mom, from the bottom of my hear, may I have an iPod Touch for my birthday?

Sincerely,

Conclusion


Draft your *conclusion*, or final paragraph.

A large rectangular writing area with a light blue border and a pink dashed outline. Inside, there are ten horizontal black lines for writing.

- ALL_6th Grade 
- Period 2 Math Assignments 
- English A Period 4 


Get
Exp:
infor




 **Unit 15: Persuasive Argument Writing Assignment**
Due: Fri, Mar 27, 2015 (end of day)



 Save  Turn in Composition

 Print  Exit



YOUR WRITING GOES IN HERE 😊

MAKE SURE TO **SAVE** IT. DO NOT TURN IT IN YET!!

****LET'S LOOK AT A STUDENT
EXAMPLE****

****DID THIS STUDENT FOLLOW ALL
THE STEPS OF PERSUASIVE WRITING?**

****HOW WOULD YOU SCORE THIS
EXAMPLE?? ****

Homework

- **WHAT DO I DO NOW?**

- Complete your **Conclusion Paragraphs** by MONDAY.

- Check List of what should be completed by Close of School **Monday 3/16/15**

1. Persuasive Graphic Organizer: completed

2. First Paragraph completed in Graph Organizer (rough draft), and then **SAVED** in Study Island.

3. Body Paragraphs completed in Graph Organizer (rough draft), and then **SAVED** in Study Island.

4. Conclusion Paragraph completed in Graph Organizer (rough draft) and then **SAVED** in Study Island.

- **Continue completing GUM OLS Units 11-14**

- **Extension:** Students are encouraged to go to the following website to learn more on *revising a persuasive essay!*

- <http://www.slideshare.net/lhuff/persuasive-essay-peer-revision>